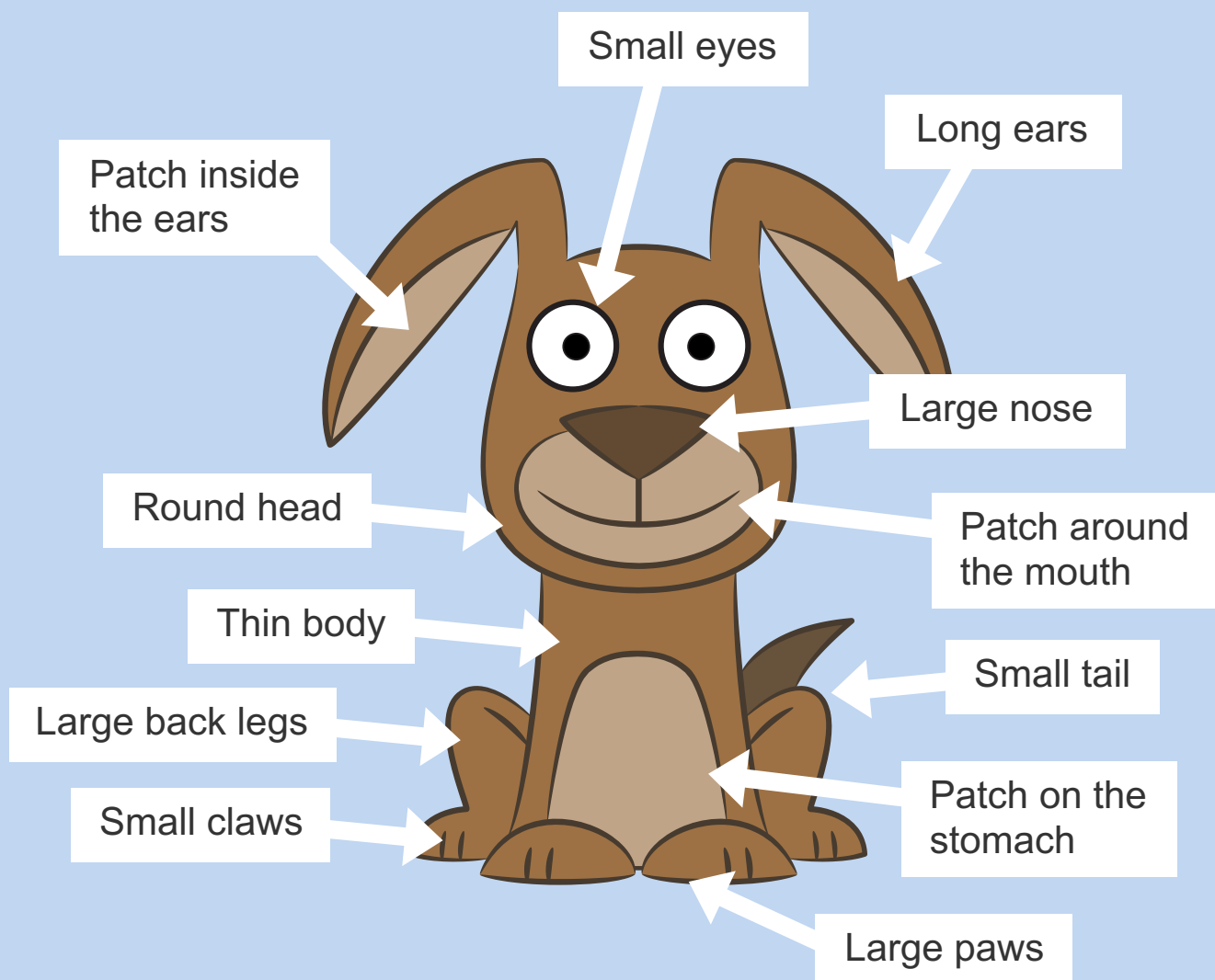


How to Draw a Dog





Drawing a dog is always a fun task to accomplish. In this adorable lesson, you will learn how to draw a fun cartoon dog using 10 original exercises designed to help you draw more quickly and effectively.


Dogs are fun animal to work with. They can be illustrated using many different shapes, sizes and colors. In this case, I will show you how to draw a cartoon version filled with plain colors and drawn using small pointed outlines.

Simply take a look below to see what makes a dog so special and then print pages 9 to 12 to practice drawing this amazing cartoon animal.




Trace Over the Step-By-Step Tutorial






Use shapes to illustrate the character



Draw the character using dots



Use the shadow to draw the character



Complete the character

Time to Play!

Spot All 7 Differences Between Both Images!



Mystery Word


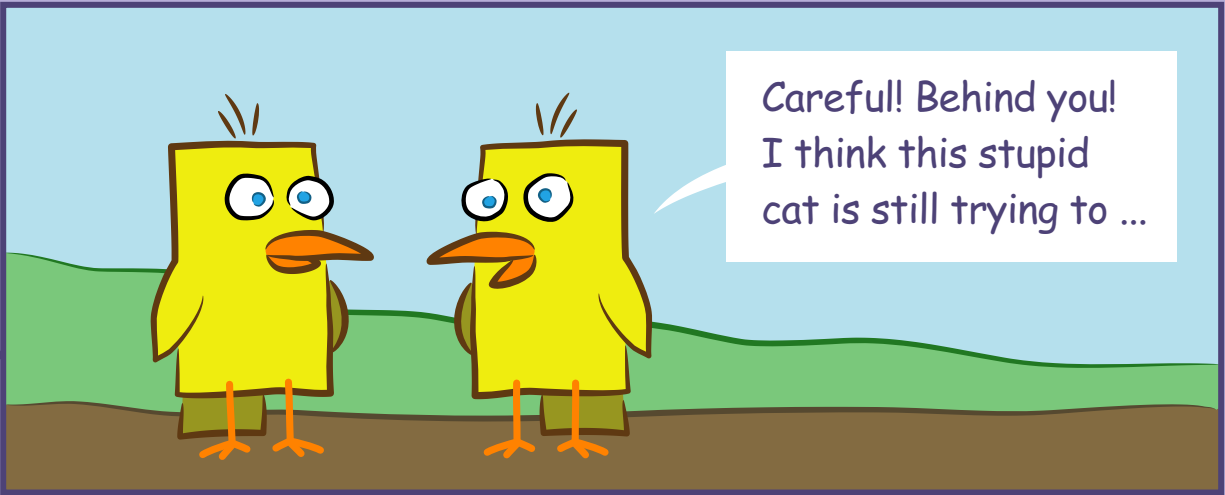
Find all words inside the board to reveal the mystery word.

Theme: Cartoon characters

- Artist
- Boss
- Chef
- Clown
- Cowboy
- Elf
- Ghost
- Nurse
- Pirate

A	S	G	T	R	N	E
F	E	H	C	O	U	T
C	L	O	W	N	R	A
N	S	S	O	B	S	R
A	U	T	F	L	E	I
Y	O	B	W	O	C	P
A	R	T	I	S	T	T

Crazy Goofy Stupid Birds



200 Years Old Man

